



CAPSULE PAK™

Two-Piece Remote Refrigeration Systems

COOLER MODELS

- CPB050JC-R-0-EV
- CPB075JC-R-4-EV
- CPB100JC-R-4-EV

FREEZER MODELS

- CPF060JC-R-4-EV
- CPF075JC-R-4-EV
- CPF100JC-R-4-EV
- CPF150JC-R-4-EV
- CPF200JC-R-4-EV



Evaporator section located on top of walk-in.



Condensing unit section remotely located.

FEATURES

- Each Capsule Pak refrigeration system consists of a pre-charged quick-connect condensing unit and evaporator coil
- Systems may be specified for compartments 14' long and 10' wide or under
- For indoor or outdoor use
- All models will be ready to mount on top of a Norlake walk-in cooler or freezer
- Standard Scroll™ compressors on most models
- LogiTemp® electronic controller system
- Each system pre-charged and run tested
- Line set and wire harness to connect system must be ordered separately. Available in 5' increments up to 50' maximum.
- Evaporator grille is designed to mount flush within a 4" thick ceiling panel
- Electronic control provided for automatic defrost on both coolers and freezers
- R449A refrigerant
- Designed to operate in ambient temperatures up to 100°F
- Systems contain a crankcase heater and head master
- AWEF compliant
- -20°F ambient controls
- Standard warranty includes 18 months limited parts and labor and extended four year compressor warranty
- UL and C-UL electrical listing on complete Capsule Pak™ refrigeration systems*

OPTIONS

(Most options available two weeks from receipt of order. Please contact us for specific questions)

- Condensate vaporizer kit
- Condensing unit air deflector kit
- Heater kit for cooler outdoor use where ambient conditions may go below 32°F
- Pre-charged lines (must be ordered by length, 50 ft. maximum)
- Wiring harness (must be ordered by length, 50 ft. maximum)
- 5 year compressor warranty

* C-UL is Underwriters Laboratories Safety Certification Mark which indicates that UL has tested the equipment to applicable CSA Standards.



SYSTEM SPECIFICATIONS

Capsule Pak remote refrigeration systems consist of a pre-charged condensing unit and evaporator coil which are factory assembled, charged and tested.

Condensing unit and evaporator sections are shipped separately and joined in the field via quick-connect fittings. Line set and wire harness to be ordered separately. The Capsule Pak remote system has a flush coil which keeps all components outside the walk-in storage area, allowing more storage inside. Models are available for ceiling mounting for use on indoor or outdoor installations. Models are available for interior compartment design temperatures of +37°F and -10°F.

The evaporator section is a factory assembled component of the complete Capsule Pak remote refrigeration system. The evaporator is designed to be located entirely outside the walk-in with no intrusions into the refrigerated space. The evaporator

enclosure is constructed utilizing foamed-in-place polyurethane insulation and equipped with a removable, gasketed access cover.

Capsule Pak remote models use high efficiency EC evaporator fan motors to circulate air throughout the walk-in.

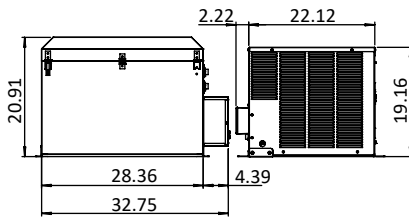
All Capsule Pak remote models are equipped with low ambient controls consisting of crankcase heater and flooded condenser head pressure control.

All standard Capsule Pak remote refrigeration systems are UL and C-UL listed and AWEF compliant.

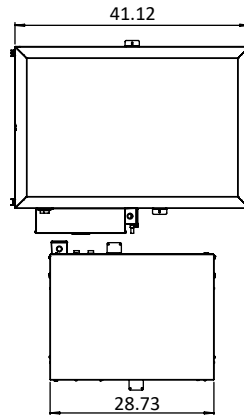
Note: Allow minimum of 4" clearance above and 24" on each side of the Capsule Pak system for installation. Consideration should be given to accessibility for service and free condenser air flow. Consult factory with installation questions.

PHYSICAL SPECIFICATIONS

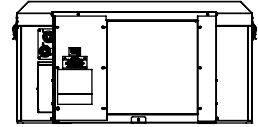
050, 060, 075 & 100 Models



SIDE VIEW

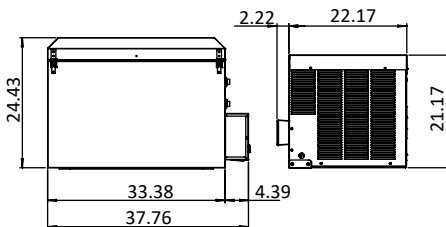


PLAN VIEW

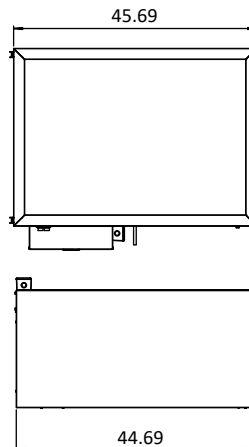


ELEVATION VIEW

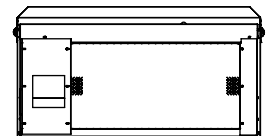
150 & 200 Models



SIDE VIEW



PLAN VIEW



ELEVATION VIEW

NOTE:

- Consideration must be given to accessibility for service and free condenser air flow. Consult factory with installation questions.
- Proper condensing unit ventilation must be provided. The factory recommends 200cfm of fresh air in the surrounding area with ample clearance around the condensing unit.
- Subject to change without notice.



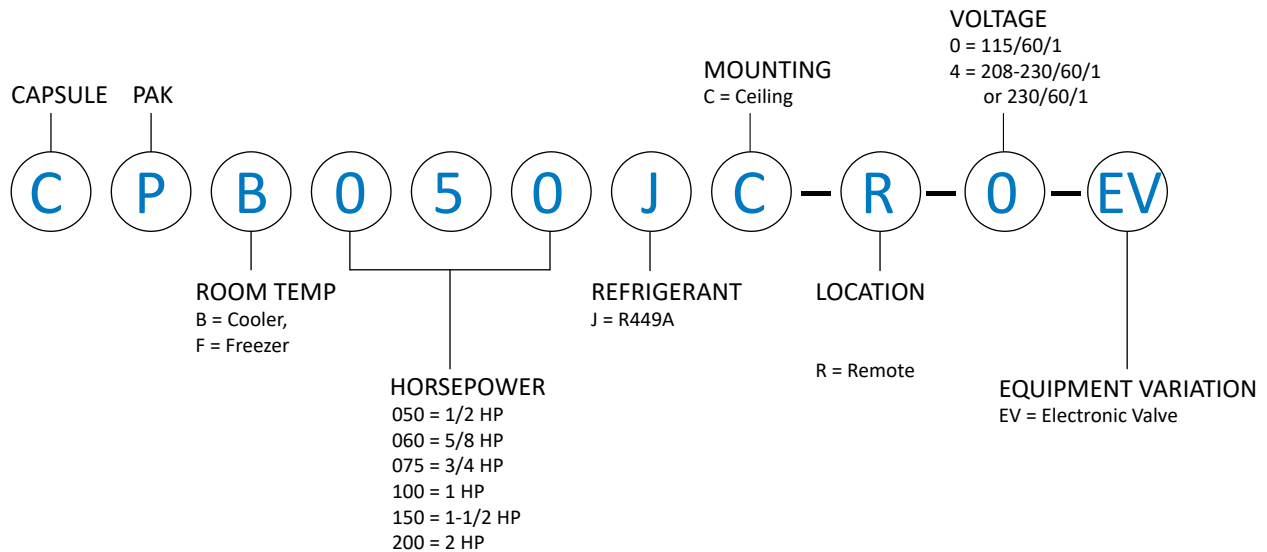
SYSTEM TECHNICAL DATA

| MODEL | REFRIGERANT | REFRIGERANT CHARGE (OZ) | VOLTAGE | SYSTEM MCA | SYSTEM MAX. FUSE | AWEF | BTUH* | SHIP WT. (LB/KG) |
|-----------------------|-------------|-------------------------|--------------|------------|------------------|------|-------|------------------|
| COOLER MODELS | | | | | | | | |
| CPB050JC-R-0-EV | R-449A | 80 | 115/60/1 | 13.5 | 20 | 7.6 | 4394 | 270/122 |
| CPB075JC-R-4-EV | R-449A | 80 | 208-230/60/1 | 9.7 | 15 | 7.6 | 5729 | 285/129 |
| CPB100JC-R-4-EV | R-449A | 80 | 208-230/60/1 | 10.4 | 15 | 7.6 | 7300 | 285/129 |
| FREEZER MODELS | | | | | | | | |
| CPF060JC-R-4-EV | R-449A | 80 | 208-230/60/1 | 8.9 | 15 | 2.9 | 2591 | 275/125 |
| CPF075JC-R-4-EV | R-449A | 80 | 208-230/60/1 | 9.7 | 15 | 2.93 | 3167 | 290/131 |
| CPF100JC-R-4-EV | R-449A | 80 | 208-230/60/1 | 11.2 | 15 | 2.94 | 3532 | 290/131 |
| CPF150JC-R-4-EV | R-449A | 128 | 208-230/60/1 | 17.1 | 20 | 3.03 | 4811 | 375/170 |
| CPF200JC-R-4-EV | R-449A | 128 | 208-230/60/1 | 17.6 | 30 | 3.13 | 6313 | 375/170 |

Note: Electrical specification intended to be single point connection (including electrical harness). All Capsule Pak remote systems require one power supply and include an electrical harness to connect the condensing unit and evaporator sections.

*BTU/HR calculated using 90°F ambient.

MODEL NUMBER GUIDE





STANDARD LOGITEMP® ELECTRONIC CONTROLLER SYSTEM



FOOD SAFETY

- More precise and reliable controls than an all-mechanical system for increased food safety
- Should there be an issue with the refrigeration system, operators will know instantly through error codes and data provided online

INSTALLATION SAVINGS

- LogiTemp is already installed on the Capsule Pak refrigeration system so no additional installation is necessary

ENERGY SAVINGS

- Demand Defrost technology initiates defrosts only as needed for further energy savings
- Defrost time, when initiated, is also greatly shortened. Shorter defrost times also help protect food integrity.

CONNECTIVITY

- Software loaded on each controller allows remote monitoring and programming using any device with a wireless internet or cabled (cat 5) connection.*
- No need for a service tech to climb onto a roof or enter the walk-in to monitor or adjust the refrigeration system
- Constant data access allows users to improve refrigeration performance and avoid service issues

*Requires converter kit sold separately.

- Part no. 002768 converter kit for CAT5 connection
- Part no. 002769 converter kit for wifi connection

Each converter can monitor up to 32 controls.

NOTE: All specifications within this publication subject to change without notice.